

**Nottoway Townhomes Association Section II  
Architectural Guidelines  
2022**

These Architectural Guidelines are for pre-approved products and colors applicable for any repair or replacement effective December 1, 2022. ARC Applications can be found on the community website <https://coventrygrp.com/nottoway/architectural-request-form/> and must be submitted and approved before any work begins. Unapproved work may require modifications.

**Deed of Dedication Article 3, Section 4**

**4 - No building, structure, alteration, addition or improvements of any character, other than interior alterations shall be constructed upon any unit unless and until a plan of such construction shall have been approved by the Board of Direct of the Nottoway Townhouse Association as to the harmony with surrounding structures, the effect of the construction on the outlook from surrounding units and all of the factors which will in their opinion affect the desirability or suitability of the construction.**

**Amended Deed of Dedication Article 3, Paragraph 4**

**a - No structure attached or unattached, shed, swings, porch or porch coverings, railing, shutters shall be allowed, constructed, or altered upon any lot without the plans and specifications of such having been approved by the Board of Directors of Nottoway Townhouse Association, Section II.**

**1 - Any exterior color changes must be approved by the Board of Directors.**

**a - No fences will be erected without approval of the Board of Directors within 30 (thirty) days of request to build.**

**b - All fences must be in the backyard only.**

**c - All fences must have sufficient gateways to permit passage into the lot.**

**d - A survey should be done. Call Miss Utility for underground utility marking prior to construction.**

**e - No fence shall be constructed without the approval of the Board of Directors. All requests will be accepted or denied within thirty (30) days.**

# Pre-approved Door and Shutter Colors

Colors should match as closely as possible with your current door/shutter color. If you wish to change your current color to a different pre-approved color, you must submit an ARC application and receive approval from the Board of Directors prior to doing so.

**Benjamin Moore Colors Semi-Gloss**  
Color matching Benjamin Moore colors to a different brand may be used as long as Paint is a semi-gloss finish.

Colors to be used on doors, shutters, sheds and windows.  
Door and window trim should be Pure White (OC-64)


 <p>Pure White OC-64</p> <p><b>OC-64</b></p>	 <p>Ivory Tusk OC-91</p> <p><b>OC-91</b></p>
 <p>Platinum Gray HC-179</p> <p><b>HC-179</b></p>	 <p>Newburyport Blue HC-155</p> <p><b>HC-155</b></p>
 <p>Adirondack Brown 2095-10</p> <p><b>2095-10</b></p>	 <p>Raisin Torte 2083-10</p> <p><b>2083-10</b></p>
 <p>Forest Green 2047-10</p> <p><b>2047-10</b></p>	 <p>Black HC-190</p> <p><b>HC-190</b></p>

# Front Doors

Trim should be white. The door color must match the color of shutters.



## Front Storm Doors



# Rear Doors

Trim should be white. The door must match the color of shutters.




# Back Storm Doors



# Shutters

**Louvered panel with cathedral top**  
**Must be painted to match door color in a semi-gloss finish.**





# Windows

White vinyl double hung with screens. Must have a  $\frac{5}{8}$ " 6 over 6 grid design






# Railings

Must be straight or flat finish at end of railings (no hooks or loops)



# Roofing

Owens Corning Oakridge Architectural Shingles in the colors listed below based on address

 <p>Owens Corning Oakridge Williamsburg Gray (formerly Owens Corning Estate Gray)</p>	 <p>Owens Corning Oakridge Black Onyx (formerly Tamko Rustic Black)</p>	 <p>Owens Corning Oakridge Estate Gray (formerly Tamko Antique)</p>
<p><b>Address:</b></p> <p><b>Cluster 3 - Buckingham</b> 401, 403, 405, 407, 409, 411, 413, 415</p> <p><b>Cluster 6 - Nottoway</b> 216, 218, 220, 222, 224, 226, 228, 230</p> <p><b>Cluster 7 - Buckingham</b> 301, 303, 305, 307, 309, 311, 313, 315</p> <p><b>Cluster 9 - Nottoway</b> 101, 103, 105, 107, 109, 111, 113, 115, 117, 119, 121, 123, 125, 127, 129, 131, 133, 135</p>	<p><b>Address:</b></p> <p><b>Cluster 2 - Buckingham</b> 501, 503, 505, 507, 509, 511, 513, 515</p> <p><b>Cluster 4 - Buckingham</b> 301, 303, 305, 307, 309, 311, 313, 315</p> <p><b>Cluster 6 - Nottoway</b> 200, 202, 204, 206, 208, 210, 212, 214, 232, 234, 236, 238, 240, 242, 244, 246</p>	<p><b>Address:</b></p> <p><b>Cluster 1 - Nottoway</b> 100, 102, 104, 106, 108, 110 112, 114, 116, 118, 120, 122, 124, 126, 128, 130, 132, 134, 136, 138, 140, 142, 144, 146</p> <p><b>Cluster 5 - Buckingham</b> 201, 203, 205, 207, 209, 211, 213, 215, 217, 219, 221, 223, 225, 227, 229, 231, 233, 235, 237, 239, 241, 243</p> <p><b>Cluster 8 - Nottoway</b> 201, 203, 205, 207, 209, 211, 213, 215, 217, 219, 221, 223, 225, 227, 229, 231, 233</p>



# Fencing

Fencing must be pressure treated wood, 6ft high of a natural stain.  
No other type of fence is permitted.



**Dog Ear**



**Board On Board Dog Ear**